


SUPERCAR CHALLENGE SPA EURO RACE 2015 RACE 2

Analysis


Lap	Time	Sector 1	Sector 2	Sector 3	Kph	Elapsed	Lap	Time	Sector 1	Sector 2	Sector 3	Kph	Elapsed
101 Roger Grouwels / Kelvin Snoeks Team RaceArt Dodge Viper GT3-R													
1	2:25.547	41.294	1:07.333	36.920	173.2	2:25.547	18	2:43.529	44.946	1:15.573	43.010	154.2	54:07.306
2	2:22.872	39.567	1:06.815	36.490	176.5	4:48.419	19	2:38.294	43.294	1:13.905	41.095	159.3	56:45.600
3	2:23.400	39.572	1:07.364	36.464	175.8	7:11.819	20	2:40.001	43.150	1:15.763	41.088	157.6	59:25.601
4	2:23.357	39.535	1:07.141	36.681	175.9	9:35.176	21	2:37.981	42.207	1:14.925	40.849	159.6	1:02:03.582
5	2:23.776	39.851	1:07.535	36.390	175.4	11:58.952	22	2:38.185	42.691	1:14.640	40.854	159.4	1:04:41.767
6	2:25.668	40.344	1:06.924	38.400	173.1	14:24.620							
7	2:23.781	40.043	1:07.179	36.559	175.4	16:48.401							
8	2:24.742	39.693	1:08.008	37.041	174.2	19:13.143							
9	2:46.496 B	40.717	1:15.321	50.458	151.4	21:59.639							
10	5:29.589 B	1:33.487	2:20.779	1:35.323	76.5	27:29.228							
11	5:19.263	2:25.897	1:58.625	54.741	79.0	32:48.491							
12	2:27.052	42.394	1:08.547	36.111	171.5	35:15.543							
13	2:22.960	40.145	1:05.837	36.978	176.4	37:38.503							
14	2:22.046	39.353	1:06.961	35.732	177.5	40:00.549							
15	2:33.075	39.297	1:09.886	43.892	164.7	42:33.624							
16	4:22.131	1:05.085	1:55.909	1:21.137	96.2	46:55.755							
17	4:13.252	1:22.373	1:46.616	1:04.263	99.6	51:09.007							
18	2:27.558	40.952	1:07.633	38.973	170.9	53:36.565							
19	2:21.539	39.982	1:05.728	35.829	178.1	55:58.104							
20	2:20.674	38.961	1:05.972	35.741	179.2	58:18.778							
21	2:20.644	39.071	1:05.821	35.752	179.3	1:00:39.422							
22	2:19.941	38.847	1:05.672	35.422	180.2	1:02:59.363							
102 Henry Zumbirk Volvo Reede Racing by DayVtec Volvo S60 V8													
1	2:25.742	41.655	1:07.219	36.868	173.0	2:25.742							
2	2:22.956	39.660	1:06.863	36.433	176.4	4:48.698							
3	2:23.438	39.430	1:07.635	36.373	175.8	7:12.136							
4	2:23.442	39.479	1:07.535	36.428	175.8	9:35.578							
5	2:23.676	39.891	1:07.536	36.249	175.5	11:59.254							
6	2:25.741	40.076	1:07.284	38.381	173.0	14:24.995							
7	2:24.592	40.610	1:07.528	36.454	174.4	16:49.587							
8	2:23.797	39.560	1:07.571	36.666	175.3	19:13.384							
9	2:45.227 B	40.132	1:15.294	49.801	152.6	21:58.611							
106 Max Koebolt / Pol Stoffel DayVtec Volvo S60 V8													
1	2:28.435	42.863	1:08.177	37.395	169.9	2:28.435							
2	2:24.930	39.834	1:07.704	37.392	174.0	4:53.365							
3	2:26.273	40.319	1:08.227	37.727	172.4	7:19.638							
4	2:25.834	39.988	1:08.422	37.424	172.9	9:45.472							
5	2:26.534	40.135	1:08.721	37.678	172.1	12:12.006							
6	2:27.504	40.257	1:09.778	37.469	170.9	14:39.510							
7	2:27.365	39.857	1:10.088	37.420	171.1	17:06.875							
8	2:26.332	39.709	1:09.458	37.165	172.3	19:33.207							
9	2:44.381	41.396	1:20.042	42.943	153.4	22:17.588							
10	5:18.977 B	1:20.464	2:19.593	1:38.920	79.0	27:36.565							
11	5:11.251	2:13.469	2:00.637	57.145	81.0	32:47.816							
12	2:39.397	43.488	1:15.012	40.897	158.2	35:27.213							
13	2:38.400	42.861	1:14.505	41.034	159.2	38:05.613							
14	2:40.094	42.951	1:15.439	41.704	157.5	40:45.707							
15	2:46.894	43.089	1:14.760	49.045	151.1	43:32.601							
16	3:42.091	45.984	1:32.448	1:23.659	113.5	47:14.692							
17	4:09.085	1:26.275	1:41.683	1:01.127	101.2	51:23.777							
108 Martin Lanting Martino Rosso Racing Ferrari 458 GT2													
1	2:30.022	44.606	1:08.259	37.157	168.1	2:30.022							
2	2:26.223	40.621	1:08.355	37.247	172.4	4:56.245							
3	2:26.861	40.701	1:08.787	37.373	171.7	7:23.106							
4	2:27.202	40.763	1:09.295	37.144	171.3	9:50.308							
5	2:25.461	40.328	1:08.242	36.891	173.3	12:15.769							
6	2:26.601	40.302	1:08.311	37.988	172.0	14:42.370							
7	2:26.066	40.392	1:08.309	37.365	172.6	17:08.436							
8	2:25.481	40.492	1:08.278	36.711	173.3	19:33.917							
9	2:52.102 B	42.362	1:19.487	50.253	146.5	22:26.019							
10	5:31.161	2:28.610	1:22.465	1:40.086	76.1	27:57.180							
11	4:33.093	1:32.674	2:01.234	59.185	92.3	32:30.273							
12	2:29.920	41.082	1:11.179	37.659	168.2	35:00.193							
13	2:28.679	41.819	1:09.631	37.229	169.6	37:28.872							
14	2:27.807	40.858	1:09.069	37.880	170.6	39:56.679							
15	2:38.276	42.654	1:11.116	44.506	159.3	42:34.955							
16	4:21.520	1:04.673	1:55.736	1:21.111	96.4	46:56.475							
17	4:12.698	1:22.604	1:46.698	1:03.396	99.8	51:09.173							
18	2:33.394	42.291	1:12.044	39.059	164.4	53:42.567							
19	2:29.597	41.109	1:10.905	37.583	168.5	56:12.164							
20	2:27.822	40.848	1:09.276	37.698	170.6	58:39.986							
21	2:26.888	40.715	1:08.571	37.602	171.7	1:01:06.874							
22	2:29.252	40.358	1:10.975	37.919	168.9	1:03:36.126							
110 Nicolas Vandierendonck / Jeffrey van Hooydonk Shipex SRT Racing Corvette													
1	2:35.877	45.185	1:11.131	39.561	161.8	2:35.877							
2	2:31.300	41.934	1:10.395	38.971	166.7	5:07.177							
3	2:31.782	41.881	1:10.481	39.420	166.1	7:38.959							
4	2:30.350	41.900	1:09.106	39.344	167.7	10:09.309							
5	2:32.932	43.757	1:10.275	38.900	164.9	12:42.241							
6	2:29.092	41.663	1:09.064	38.365	169.1	15:11.333							
7	2:32.025	43.761	1:09.321	38.943	165.9	17:43.358							
8	2:43.097 B	42.686	1:10.022	50.389	154.6	20:26.455							
9	6:58.307	3:04.133	2:21.744	1:32.430	60.3	27:24.762							
10	4:45.234	1:35.828	2:09.523	59.883	88.4	32:09.996							
11	2:21.743	40.107	1:05.337	36.299	177.9	34:31.739							
12	2:21.455	39.755	1:05.336	36.364	178.2	36:53.194							
13	2:24.069	41.168	1:06.223	36.678	175.0	39:17.263							
14	2:20.491	39.475	1:04.929	36.087	179.5	41:37.754							
15	2:23.881	39.882	1:06.580	37.419	175.2	44:01.635							
16	3:14.954	40.018	1:11.200	1:23.736	129.3	47:16.589							
17	4:08.720	1:28.159	1:41.573	58.988	101.4	51:25.309							
18	2:30.061	43.670	1:09.173	37.218	168.0	53:55.370							
19	2:25.178	39.965	1:08.882	36.331	173.7	56:20.548							
20	2:23.076	40.163	1:06.543	36.370	176.2	58:43.624							
21	2:25.552	41.638	1:07.045	36.869	173.2	1:01:09.176							
22	2:21.761	39.628	1:05.966	36.167	177.9	1:03:30.937							



SUPERCAR CHALLENGE SPA EURO RACE 2015 RACE 2

Analysis


Lap	Time	Sector 1	Sector 2	Sector 3	Kph	Elapsed	Lap	Time	Sector 1	Sector 2	Sector 3	Kph	Elapsed
111 Henk Thuis Radical Benelux Radical RXC													
1	2:39.951	48.682	1:12.696	38.573	157.6	2:39.951	5	2:23.733	40.493	1:05.618	37.622	175.4	12:12.373
2	2:35.901	43.448	1:11.549	40.904	161.7	5:15.852	6	2:25.133	40.409	1:08.440	36.284	173.7	14:37.506
3	2:33.857	42.618	1:10.939	40.300	163.9	7:49.709	7	2:25.808	41.026	1:07.531	37.251	172.9	17:03.314
4	2:35.060	42.934	1:13.131	38.995	162.6	10:24.769	8	2:22.071	40.476	1:05.282	36.313	177.5	19:25.385
5	2:33.343	42.254	1:10.813	40.276	164.4	12:58.112	9	2:50.788	43.507	1:24.770	42.511	147.6	22:16.173
6	2:29.473	41.566	1:08.716	39.191	168.7	15:27.585	10	5:16.253 B	1:20.815	2:19.902	1:35.536	79.7	27:32.426
7	2:32.294	42.805	1:09.684	39.805	165.6	17:59.879	11	5:15.648	2:19.323	2:00.679	55.646	79.9	32:48.074
8	2:36.190	42.164	1:09.095	44.931	161.4	20:36.069	12	2:40.340	45.568	1:13.509	41.263	157.3	35:28.414
9	3:04.383 B	49.744	1:20.104	54.535	136.7	23:40.452	13	2:38.624	43.420	1:13.607	41.597	159.0	38:07.038
10	4:29.545	2:02.225	1:14.679	1:12.641	93.5	28:09.997	14	2:39.426	42.698	1:14.683	42.045	158.2	40:46.464
11	4:27.743	1:29.784	2:01.634	56.325	94.2	32:37.740	15	2:47.237	44.991	1:13.166	49.080	150.8	43:33.701
12	2:34.973	43.492	1:10.627	40.854	162.7	35:12.713	16	3:42.242	47.656	1:30.579	1:24.007	113.5	47:15.943
13	2:31.496	43.164	1:09.255	39.077	166.4	37:44.209	17	4:08.812	1:26.903	1:42.108	59.801	101.3	51:24.755
14	2:30.501	42.392	1:09.151	38.958	167.5	40:14.710	18	2:43.557	45.157	1:15.398	43.002	154.2	54:08.312
15	2:40.634	42.461	1:08.814	49.359	157.0	42:55.344	19	2:37.533	44.725	1:12.275	40.533	160.1	56:45.845
16	4:13.402	1:00.333	1:49.978	1:23.091	99.5	47:08.746	20	2:33.680	43.421	1:12.202	38.057	164.1	59:19.525
17	4:11.468	1:26.519	1:40.618	1:04.331	100.3	51:20.214	21	2:31.333	41.673	1:10.814	38.846	166.6	1:01:50.858
18	2:38.184	44.820	1:12.882	40.482	159.4	53:58.398	22	2:32.481	42.207	1:11.046	39.228	165.4	1:04:23.339
19	2:35.392	42.797	1:11.209	41.386	162.3	56:33.790							
20	2:34.736	43.515	1:11.023	40.198	162.9	59:08.526							
21	2:39.607	43.576	1:13.137	42.894	158.0	1:01:48.133							
22	2:47.921 B	44.892	1:13.558	49.471	150.2	1:04:36.054							
121 Nol Köhler / Carlo Kuijjer Divitec Racing Solution F V8													
1	2:38.513	47.963	1:11.927	38.623	159.1	2:38.513							
2	2:29.700	42.874	1:08.011	38.815	168.4	5:08.213							
3	2:29.330	41.714	1:09.121	38.495	168.8	7:37.543							
4	2:27.275	41.704	1:07.482	38.089	171.2	10:04.818							
5	2:26.338	41.662	1:07.143	37.533	172.3	12:31.156							
6	2:28.607	41.690	1:08.306	38.611	169.7	14:59.763							
7	2:27.263	41.302	1:07.581	38.380	171.2	17:27.026							
8	2:27.369	41.671	1:07.367	38.331	171.1	19:54.395							
9	2:57.044	47.385	1:23.301	46.358	142.4	22:51.439							
10	4:53.208 B	57.357	2:15.088	1:40.763	86.0	27:44.647							
11	5:03.630	2:08.138	2:00.137	55.355	83.0	32:48.277							
12	2:39.571	45.075	1:13.335	41.161	158.0	35:27.848							
13	2:38.353	43.367	1:13.803	41.183	159.2	38:06.201							
14	2:40.084	43.217	1:14.739	42.128	157.5	40:46.285							
15	2:46.958	43.829	1:13.723	49.406	151.0	43:33.243							
16	3:42.094	47.550	1:30.625	1:23.919	113.5	47:15.337							
17	4:08.887	1:26.268	1:41.996	1:00.623	101.3	51:24.224							
18	2:43.252	45.302	1:15.483	42.467	154.4	54:07.476							
19	2:38.715	45.163	1:12.282	41.270	158.9	56:46.191							
20	2:34.905	43.354	1:12.547	39.004	162.8	59:21.096							
21	2:32.611	43.167	1:09.791	39.653	165.2	1:01:53.707							
22	2:33.189	42.507	1:10.907	39.775	164.6	1:04:26.896							
131 Jan Storm / Niels Bouwhuis Storm-Tag Point Motorsport BMW Z4 GT3													
1	2:26.634	42.459	1:06.842	37.333	172.0	2:26.634							
2	2:23.003	40.891	1:05.390	36.722	176.3	4:49.637							
3	2:23.275	40.373	1:06.104	36.798	176.0	7:12.912							
4	2:35.728	40.295	1:18.848	36.585	161.9	9:48.640							
158 Patrick Van Glabeke / Curbstone Events Ferrari 458 GT3													
1	2:32.182	45.070	1:09.398	37.714	165.7	2:32.182							
2	2:29.793	41.627	1:10.150	38.016	168.3	5:01.975							
3	2:28.969	41.484	1:09.584	37.901	169.3	7:30.944							
4	2:28.697	41.443	1:09.293	37.961	169.6	9:59.641							
5	2:29.440	42.123	1:08.682	38.635	168.7	12:29.081							
6	2:29.130	41.323	1:09.744	38.063	169.1	14:58.211							
7	2:26.933	41.148	1:07.979	37.806	171.6	17:25.144							
8	2:27.626	42.066	1:08.045	37.515	170.8	19:52.770							
9	3:06.005 B	48.572	1:23.093	54.340	135.6	22:58.775							
10	5:09.144	2:22.057	1:24.832	1:22.255	81.6	28:07.919							
11	4:28.528	1:30.750	2:01.622	56.156	93.9	32:36.447							
12	2:30.667	41.484	1:10.565	38.618	167.4	35:07.114							
13	2:28.877	41.693	1:08.993	38.191	169.4	37:35.991							
14	2:29.444	41.178	1:09.455	38.811	168.7	40:05.435							
15	2:40.684	41.279	1:10.481	48.924	156.9	42:46.119							
16	4:15.897	1:00.421	1:53.392	1:22.084	98.5	47:02.016							
17	4:09.702	1:24.361	1:43.971	1:01.370	101.0	51:11.718							
18	2:32.619	41.805	1:11.471	39.343	165.2	53:44.337							
19	2:31.121	41.627	1:10.591	38.903	166.8	56:15.458							
20	2:27.515	41.476	1:08.338	37.701	170.9	58:42.973							
21	2:27.381	41.202	1:07.918	38.261	171.1	1:01:10.354							
22	2:26.931	41.121	1:08.695	37.115	171.6	1:03:37.285							
173 Berry van Elk BlueBerry Racing Mosler MT900R													
1	2:32.653	45.391	1:10.134	37.128	165.2	2:32.653							
2	2:25.080	40.889	1:07.080	37.111	173.8	4:57.733							
3	2:26.020	40.111	1:08.129	37.780	172.7	7:23.753							
4	2:27.102	40.255	1:09.366	37.481	171.4	9:50.855							
5	2:25.650	40.231	1:08.028	37.391	173.1	12:16.505							
6	2:26.596	42.613	1:07.085	36.898	172.0	14:43.101							
7	2:25.850	40.374	1:07.865	37.611	172.9	17:08.951							
8	2:26.680	40.592	1:08.489	37.599	171.9	19:35.631							
9	2:51.862 B	41.101	1:19.728	51.033	146.7	22:27.493							
10	5:23.103	2:12.269	1:33.364	1:37.470	78.0	27:50.596							
11	4:35.192	1:33.478	2:02.343	59.371	91.6	32:25.788							



SUPERCAR CHALLENGE SPA EURO RACE 2015 RACE 2

Analysis

Lap	Time	Sector 1	Sector 2	Sector 3	Kph	Elapsed	Lap	Time	Sector 1	Sector 2	Sector 3	Kph	Elapsed
12	2:28.970	41.878	1:09.492	37.600	169.3	34:54.758	20	2:32.825	42.376	1:12.092	38.357	165.0	1:04:04.704
13	2:27.860	40.559	1:09.822	37.479	170.5	37:22.618	190 Jurgen Smet / Jose Manuel Perez						
14	2:29.830	42.391	1:09.223	38.216	168.3	39:52.448	Monlau Competicion Renault RS01						
15	2:27.993	40.421	1:08.803	38.769	170.4	42:20.441	1	2:36.700	46.160	1:10.504	40.036	160.9	2:36.700
16	4:31.564	1:13.253	1:57.461	1:20.850	92.8	46:52.005	2	2:31.447	42.881	1:09.539	39.027	166.5	5:08.147
17	4:12.991	1:20.698	1:49.293	1:03.000	99.7	51:04.996	3	2:31.382	42.244	1:09.670	39.468	166.6	7:39.529
18	2:31.016	42.986	1:09.436	38.594	167.0	53:36.012	4	2:30.147	41.656	1:09.594	38.897	167.9	10:09.676
19	2:25.084	40.727	1:07.259	37.098	173.8	56:01.096	5	2:28.115	41.397	1:08.498	38.220	170.2	12:37.791
20	2:25.718	40.691	1:07.640	37.387	173.0	58:26.814	6	2:27.033	41.232	1:07.695	38.106	171.5	15:04.824
21	2:26.391	40.420	1:08.306	37.665	172.2	1:00:53.205	7	2:28.096	40.901	1:09.283	37.912	170.3	17:32.920
22	2:27.775	40.948	1:08.726	38.101	170.6	1:03:20.980	8	2:31.216	41.753	1:10.845	38.618	166.7	20:04.136
174 Javier Morcillo / Manuel Cintrano							9	3:01.829 B	48.623	1:19.548	53.658	138.7	23:05.965
Neil Garner Motorsport Mosler MT900R							10	5:06.194	2:57.433	1:10.935	57.826	82.3	28:12.159
1	2:37.763	46.401	1:11.331	40.031	159.8	2:37.763	11	4:26.005	1:30.629	2:00.713	54.663	94.8	32:38.164
2	2:36.219	43.012	1:13.259	39.948	161.4	5:13.982	12	2:22.219	39.848	1:06.520	35.851	177.3	35:00.383
3	2:34.984	43.281	1:11.365	40.338	162.7	7:48.966	13	2:21.304	41.046	1:05.104	35.154	178.4	37:21.687
4	2:33.438	42.939	1:11.465	39.034	164.3	10:22.404	14	2:23.474	39.965	1:07.121	36.388	175.7	39:45.161
5	2:39.627	43.190	1:11.937	44.500	158.0	13:02.031	15	2:27.672	40.267	1:05.572	41.833	170.7	42:12.833
6	2:40.407	44.921	1:14.442	41.044	157.2	15:42.438	16	4:33.369	1:14.198	1:59.037	1:20.134	92.2	46:46.202
7	2:34.476	43.300	1:11.414	39.762	163.2	18:16.914	17	4:13.324	1:18.942	1:52.178	1:02.204	99.5	50:59.526
8	2:55.181 B	42.925	1:17.028	55.228	143.9	21:12.095	18	2:23.477	42.274	1:04.945	36.258	175.7	53:23.003
9	6:31.342	2:47.063	2:08.521	1:35.758	64.4	27:43.437	19	2:19.536	40.125	1:04.709	34.702	180.7	55:42.539
10	4:38.078	1:35.692	2:02.811	59.575	90.7	32:21.515	20	2:22.869 B	38.779	1:02.850	41.240	176.5	58:05.408
11	2:29.322	42.623	1:09.126	37.573	168.9	34:50.837	21	2:30.883	51.236	1:03.255	36.392	167.1	1:00:36.291
12	2:25.701	41.142	1:07.384	37.175	173.1	37:16.538	22	2:21.575	40.590	1:04.381	36.604	178.1	1:02:57.866
13	2:27.012	41.036	1:07.995	37.981	171.5	39:43.550	302 Marcel van Berlo						
14	2:31.337	41.697	1:07.865	41.775	166.6	42:14.887	Van Berlo Racing Porsche 997 GT3						
15	4:34.833	1:15.225	1:58.011	1:21.597	91.7	46:49.720	1	2:46.331	50.545	1:15.372	40.414	151.6	2:46.331
16	4:11.911	1:19.448	1:50.179	1:02.284	100.1	51:01.631	2	2:32.699	42.773	1:10.307	39.619	165.1	5:19.030
17	2:28.423	42.407	1:09.343	36.673	169.9	53:30.054	3	2:33.120	42.724	1:11.164	39.232	164.7	7:52.150
18	2:24.029	41.051	1:06.320	36.658	175.1	55:54.083	4	2:33.988	42.502	1:11.804	39.682	163.7	10:26.138
19	2:23.308	40.706	1:06.126	36.476	175.9	58:17.391	5	2:33.674	42.314	1:11.218	40.142	164.1	12:59.812
20	2:23.888	40.877	1:06.531	36.480	175.2	1:00:41.279	6	2:31.956	42.362	1:10.619	38.975	165.9	15:31.768
21	2:23.650	40.643	1:06.391	36.616	175.5	1:03:04.929	7	2:32.694	42.573	1:11.150	38.971	165.1	18:04.462
178 Louis-Philippe Soenen							8	2:44.040 B	43.224	1:14.007	46.809	153.7	20:48.502
Martino Rosso Racing Ferrari 458 GT3							9	6:34.675	2:39.802	2:22.943	1:31.930	63.9	27:23.177
1	6:42.335 B	49.400	5:01.527	51.408	62.7	6:42.335	10	4:46.509	1:35.703	2:09.683	1:01.123	88.0	32:09.686
2	3:14.190	1:22.071	1:13.258	38.861	129.8	9:56.525	11	2:35.236	43.537	1:11.939	39.760	162.4	34:44.922
3	2:33.209	42.960	1:10.654	39.595	164.6	12:29.734	12	2:34.137	42.593	1:11.443	40.101	163.6	37:19.059
4	2:31.195	41.461	1:11.061	38.673	166.8	15:00.929	13	2:36.093	43.062	1:12.779	40.252	161.5	39:55.152
5	2:31.208	41.635	1:10.291	39.282	166.8	17:32.137	305 Milan Dontje / Ferdinand Kool						
6	2:32.487	41.932	1:11.936	38.619	165.4	20:04.624	DayVtec Corvette GT4						
7	3:03.671 B	48.692	1:19.854	55.125	137.3	23:08.295	1	2:42.628	49.999	1:13.189	39.440	155.0	2:42.628
8	4:58.929	2:11.755	1:25.146	1:22.028	84.3	28:07.224	2	2:33.783	43.351	1:11.175	39.257	164.0	5:16.411
9	4:30.177	1:30.765	2:01.535	57.877	93.3	32:37.401	3	2:33.630	43.846	1:09.994	39.790	164.1	7:50.041
10	2:36.349	42.819	1:13.976	39.554	161.3	35:13.750	4	2:34.091	43.408	1:11.774	38.909	163.6	10:24.132
11	2:35.249	42.703	1:13.177	39.369	162.4	37:48.999	5	2:31.522	42.927	1:09.783	38.812	166.4	12:55.654
12	2:31.427	41.877	1:10.782	38.768	166.5	40:20.426	6	2:31.459	43.016	1:09.365	39.078	166.5	15:27.113
13	2:36.298	42.135	1:11.640	42.523	161.3	42:56.724	7	2:33.591	43.802	1:10.105	39.684	164.2	18:00.704
14	4:15.092	1:00.657	1:49.905	1:24.530	98.8	47:11.816	309 Dirk Schulz						
15	4:05.707	1:25.104	1:40.588	1:00.015	102.6	51:17.523	Topper Team Porsche 997 GT3						
16	2:35.129	45.065	1:11.576	38.488	162.5	53:52.652	1	3:00.677	55.984	1:21.085	43.608	139.6	3:00.677
17	2:35.408	41.864	1:12.036	41.508	162.2	56:28.060							
18	2:31.326	42.009	1:10.037	39.280	166.6	58:59.386							
19	2:32.493	43.841	1:10.050	38.602	165.3	1:01:31.879							



SUPERCAR CHALLENGE SPA EURO RACE 2015 RACE 2

Analysis


■ Personal Best
 ■ Session Best
 ■ Crossing the finish line in pit lane

Lap	Time	Sector 1	Sector 2	Sector 3	Kph	Elapsed	Lap	Time	Sector 1	Sector 2	Sector 3	Kph	Elapsed
2	2:42.037	45.524	1:15.174	41.339	155.6	5:42.714	11	4:43.366B	1:30.423	2:01.697	1:11.246	89.0	32:54.150
3	2:44.216	44.749	1:17.570	41.897	153.5	8:26.930	324 Roelant de Waard						
4	2:41.943	45.020	1:14.724	42.199	155.7	11:08.873	Radical Benelux Radical RXC Turbo						
5	2:43.926	45.172	1:16.624	42.130	153.8	13:52.799	1	2:43.474	49.034	1:13.523	40.917	154.2	2:43.474
6	2:43.116	45.256	1:15.132	42.728	154.6	16:35.915	2	2:34.830	43.085	1:12.256	39.489	162.9	5:18.304
7	2:43.944	45.163	1:16.083	42.698	153.8	19:19.859	3	2:33.195	43.315	1:10.963	38.917	164.6	7:51.499
8	3:01.914B	45.344	1:21.625	54.945	138.6	22:21.773	4	2:34.203	42.818	1:11.884	39.501	163.5	10:25.702
9	5:26.028	2:05.575	1:43.688	1:36.765	77.3	27:47.801	5	2:33.483	42.393	1:10.231	40.859	164.3	12:59.185
10	4:37.626	1:34.216	2:02.661	1:00.749	90.8	32:25.427	6	2:30.536	42.436	1:09.498	38.602	167.5	15:29.721
11	2:43.943	45.268	1:16.460	42.215	153.8	35:09.370	7	2:32.213	42.562	1:09.648	40.003	165.7	18:01.934
12	2:41.359	44.689	1:15.055	41.615	156.3	37:50.729	334 Simon Atkinson						
13	2:40.905	44.944	1:14.404	41.557	156.7	40:31.634	Backdraft Motorsport Lamborghini Gallardo						
14	2:47.136	45.708	1:16.246	45.182	150.9	43:18.770	1	2:38.208	47.533	1:11.690	38.985	159.4	2:38.208
15	3:55.075	48.264	1:42.233	1:24.578	107.3	47:13.845	2	2:37.165	43.185	1:12.853	41.127	160.4	5:15.373
16	4:08.518	1:25.331	1:42.040	1:01.147	101.5	51:22.363	3	2:31.100	42.407	1:10.037	38.656	166.9	7:46.473
17	2:44.303	45.236	1:15.249	43.818	153.5	54:06.666	4	2:30.047	42.350	1:08.843	38.854	168.0	10:16.520
18	2:42.764	46.960	1:14.526	41.278	154.9	56:49.430	5	2:29.961	42.024	1:08.639	39.298	168.1	12:46.481
19	2:38.991	44.442	1:13.231	41.318	158.6	59:28.421	6	2:30.164	42.478	1:08.798	38.888	167.9	15:16.645
20	2:41.803	44.607	1:15.691	41.505	155.8	1:02:10.224	7	2:29.592	41.983	1:09.197	38.412	168.6	17:46.237
21	2:42.891	45.186	1:15.406	42.299	154.8	1:04:53.115	8	2:31.050	43.168	1:08.829	39.053	166.9	20:17.287

315 Miguel Vanderreyt						
Vanderreyt Racing Porsche 997						
1	2:47.619	51.085	1:15.882	40.652	150.4	2:47.619
2	2:37.303	44.202	1:13.309	39.792	160.3	5:24.922
3	2:36.289	43.271	1:12.166	40.852	161.3	8:01.211
4	2:35.203	43.163	1:12.725	39.315	162.5	10:36.414
5	2:34.850	43.098	1:11.214	40.538	162.8	13:11.264
6	2:35.094	43.157	1:11.189	40.748	162.6	15:46.358
7	2:36.611	43.266	1:11.602	41.743	161.0	18:22.969
8	2:51.430B	44.046	1:13.021	54.363	147.1	21:14.399
9	6:19.178	2:26.978	2:17.930	1:34.270	66.5	27:33.577
10	4:41.382	1:35.005	2:06.116	1:00.261	89.6	32:14.959
11	2:35.551	43.870	1:12.383	39.298	162.1	34:50.510
12	2:37.734	43.866	1:13.354	40.514	159.9	37:28.244
13	2:37.872	44.191	1:13.405	40.276	159.7	40:06.116
14	2:46.866	43.830	1:13.196	49.840	151.1	42:52.982
15	4:13.815	59.748	1:51.625	1:22.442	99.3	47:06.797
16	4:12.044	1:25.946	1:41.854	1:04.244	100.0	51:18.841
17	2:38.162	44.530	1:13.169	40.463	159.4	53:57.003
18	2:45.656B	43.378	1:13.484	48.794	152.2	56:42.659
19	2:47.702	55.867	1:12.328	39.507	150.4	59:30.361
20	2:40.364	44.420	1:14.579	41.365	157.2	1:02:10.725
21	2:38.737	44.888	1:14.012	39.837	158.8	1:04:49.462

323 Bob Herber						
Rapide Racing Mercedes C63						
1	2:39.626	47.781	1:11.898	39.947	158.0	2:39.626
2	2:35.115	43.255	1:11.617	40.243	162.6	5:14.741
3	2:33.961	42.879	1:11.469	39.613	163.8	7:48.702
4	2:32.059	42.579	1:10.546	38.934	165.8	10:20.761
5	2:33.173	42.613	1:11.100	39.460	164.6	12:53.934
6	2:32.421	42.514	1:11.044	38.863	165.4	15:26.355
7	2:34.306	42.677	1:11.050	40.579	163.4	18:00.661
8	2:38.366	44.054	1:13.130	41.182	159.2	20:39.027
9	3:03.939B	47.204	1:19.987	56.748	137.1	23:42.966
10	4:27.818	2:00.014	1:16.467	1:11.337	94.1	28:10.784

343 Daan Meijer						
Lammerlink Racing Porsche 997 GT3						
1	2:43.803	50.613	1:14.361	38.829	153.9	2:43.803
2	2:32.967	42.832	1:11.212	38.923	164.8	5:16.770
3	2:32.732	42.332	1:10.701	39.699	165.1	7:49.502
4	2:31.880	42.696	1:10.734	38.450	166.0	10:21.382
5	2:31.975	42.436	1:10.526	39.013	165.9	12:53.357
6	2:31.633	42.597	1:10.004	39.032	166.3	15:24.990
7	2:32.352	42.827	1:10.289	39.236	165.5	17:57.342
8	2:46.376B	42.891	1:10.808	52.677	151.5	20:43.718
9	6:43.043	2:50.562	2:20.279	1:32.202	62.6	27:26.761
10	4:44.886	1:38.082	2:07.152	59.652	88.5	32:11.647
11	2:34.039	43.657	1:11.092	39.290	163.7	34:45.686
12	2:32.555	42.313	1:11.180	39.062	165.3	37:18.241
13	2:36.377	43.201	1:12.843	40.333	161.2	39:54.618
14	2:38.099	42.700	1:12.458	42.941	159.5	42:32.717
15	4:22.251	1:04.648	1:56.750	1:20.853	96.1	46:54.968
16	4:13.848	1:22.449	1:46.838	1:04.561	99.3	51:08.816
17	2:35.036	44.057	1:11.284	39.695	162.6	53:43.852



SUPERCAR CHALLENGE SPA EURO RACE 2015 RACE 2

Analysis

Lap	Time	Sector 1	Sector 2	Sector 3	Kph	Elapsed	Lap	Time	Sector 1	Sector 2	Sector 3	Kph	Elapsed
18	2:33.464	42.901	1:11.182	39.381	164.3	56:17.316							
19	2:33.709	42.868	1:11.435	39.406	164.0	58:51.025							
20	2:34.503	42.912	1:11.927	39.664	163.2	1:01:25.528							
21	2:34.761	43.515	1:11.736	39.510	162.9	1:04:00.289							

350 **Ian Donaldsen / Mark Donaldson**
Intersport Racing Porsche 997 GT3

1	2:47.910	52.753	1:14.589	40.568	150.2	2:47.910
2	2:37.627	44.201	1:13.334	40.092	160.0	5:25.537
3	2:34.944	43.290	1:11.828	39.826	162.7	8:00.481
4	2:33.687	43.306	1:11.009	39.372	164.1	10:34.168
5	2:33.504	43.120	1:10.766	39.618	164.3	13:07.672
6	2:36.313	43.218	1:11.646	41.449	161.3	15:43.985
7	2:36.537	44.116	1:12.333	40.088	161.1	18:20.522
8	3:52.599 B	43.181	1:13.833	1:55.585	108.4	22:13.121
9	5:21.739	1:29.310	2:17.697	1:34.732	78.4	27:34.860
10	4:40.696	1:34.391	2:06.099	1:00.206	89.8	32:15.556
11	2:36.297	43.665	1:12.739	39.893	161.3	34:51.853
12	2:36.660	43.735	1:12.926	39.999	160.9	37:28.513
13	2:35.211	43.929	1:11.668	39.614	162.5	40:03.724
14	2:45.519	42.926	1:12.042	50.551	152.3	42:49.243
15	4:14.266	1:00.828	1:52.145	1:21.293	99.2	47:03.509
16	4:11.745	1:25.800	1:42.699	1:03.246	100.2	51:15.254
17	2:36.875	44.275	1:11.844	40.756	160.7	53:52.129
18	2:36.723	43.495	1:12.090	41.138	160.9	56:28.852
19	2:35.682	43.563	1:12.384	39.735	162.0	59:04.534
20	2:36.364	44.719	1:11.567	40.078	161.3	1:01:40.898
21	2:35.749	42.923	1:12.367	40.459	161.9	1:04:16.647

351 **Adam Hayes / Fiona James**
Intersport Racing Lamborghini Super Trofeo

1	2:53.165	54.164	1:18.249	40.752	145.6	2:53.165
2	2:42.786	44.739	1:17.298	40.749	154.9	5:35.951
3	2:55.405 B	45.330	1:17.847	52.228	143.7	8:31.356
4	11:55.416 B	9:43.421	1:16.920	55.075	35.2	20:26.772
5	11:11.617 B				37.5	31:38.389
6	3:01.072	1:04.458	1:15.772	40.842	139.2	34:39.461
7	2:41.082	44.717	1:16.618	39.747	156.5	37:20.543
8	2:38.084	44.955	1:12.713	40.416	159.5	39:58.627
9	2:46.516	44.315	1:12.935	49.266	151.4	42:45.143
10	4:16.294	1:00.662	1:53.189	1:22.443	98.4	47:01.437
11	4:12.525	1:23.839	1:44.521	1:04.165	99.8	51:13.962

369 **Aart Bosman**
ABW Racing Porsche 997 GT3

1	2:50.381	52.310	1:16.252	41.819	148.0	2:50.381
2	2:39.194	43.785	1:14.221	41.188	158.4	5:29.575
3	2:38.500	44.006	1:13.379	41.115	159.1	8:08.075
4	2:37.235	44.506	1:12.669	40.060	160.4	10:45.310
5	2:36.362	44.014	1:12.286	40.062	161.3	13:21.672
6	2:35.943	43.605	1:12.106	40.232	161.7	15:57.615
7	2:36.023	43.395	1:12.519	40.109	161.6	18:33.638
8	2:49.837 B	44.339	1:13.066	52.432	148.5	21:23.475
9	6:13.058	2:21.489	2:16.664	1:34.905	67.6	27:36.533
10	4:39.973	1:34.794	2:05.501	59.678	90.1	32:16.506
11	2:41.566	44.605	1:16.694	40.267	156.1	34:58.072

375 **Ward Sluys / Frédérique Jonckheere**
JR Motorsport BMW M4 Silhouette


1	2:47.208	50.631	1:14.590	41.987	150.8	2:47.208
2	2:35.276	44.262	1:10.960	40.054	162.4	5:22.484
3	2:34.597	44.334	1:10.268	39.995	163.1	7:57.081
4	2:33.841	43.965	1:10.050	39.826	163.9	10:30.922
5	2:33.093	43.568	1:10.053	39.472	164.7	13:04.015
6	2:38.976	44.063	1:13.796	41.117	158.6	15:42.991
7	2:40.812	44.165	1:12.904	43.743	156.8	18:23.803
8	2:51.857 B	46.498	1:12.823	52.536	146.7	21:15.660
9	6:20.004	2:27.608	2:17.558	1:34.838	66.4	27:35.664
10	4:40.327	1:34.454	2:05.792	1:00.081	89.9	32:15.991
11	2:39.813	46.476	1:12.617	40.720	157.8	34:55.804
12	2:38.509	44.980	1:13.113	40.416	159.1	37:34.313
13	2:38.082	45.513	1:11.948	40.621	159.5	40:12.395
14	2:43.730	45.154	1:12.693	45.883	154.0	42:56.125
15	4:13.925	1:00.476	1:49.861	1:23.588	99.3	47:10.050
16	4:10.840	1:26.093	1:40.646	1:04.101	100.5	51:20.890
17	2:41.245	45.518	1:14.857	40.870	156.4	54:02.135
18	2:36.074	44.631	1:11.152	40.291	161.6	56:38.209
19	2:36.538	44.541	1:11.610	40.387	161.1	59:14.747
20	2:38.811	44.827	1:12.907	41.077	158.8	1:01:53.558
21	2:39.053	45.316	1:13.244	40.493	158.5	1:04:32.611

390 **Jake Camilleri**
MARC Cars Australia Mazda V8

1	2:41.557	47.546	1:14.188	39.823	156.1	2:41.557
2	2:36.100	43.345	1:13.201	39.554	161.5	5:17.657
3	2:32.739	42.517	1:10.883	39.339	165.1	7:50.396
4	2:32.692	42.924	1:11.162	38.606	165.1	10:23.088
5	2:31.463	42.501	1:10.141	38.821	166.5	12:54.551
6	2:32.208	42.043	1:11.117	39.048	165.7	15:26.759
7	2:34.495	42.413	1:12.092	39.990	163.2	18:01.254
8	2:43.137 B	43.030	1:11.459	48.648	154.6	20:44.391
9	6:53.337	3:02.020	2:16.458	1:34.859	61.0	27:37.728
10	4:39.491	1:34.616	2:05.299	59.576	90.2	32:17.219
11	2:34.954	43.889	1:11.635	39.430	162.7	34:52.173
12	2:35.848	42.708	1:13.307	39.833	161.8	37:28.021
13	2:33.759	43.087	1:11.414	39.258	164.0	40:01.780
14	2:45.655	42.476	1:13.265	49.914	152.2	42:47.435
15	4:15.817	1:00.730	1:52.866	1:22.221	98.6	47:03.252
16	4:11.592	1:24.583	1:43.335	1:03.674	100.2	51:14.844
17	2:34.314	43.490	1:11.520	39.304	163.4	53:49.158
18	2:34.368	42.443	1:12.080	39.845	163.3	56:23.526
19	2:34.166	42.235	1:12.251	39.680	163.6	58:57.692
20	2:32.125	42.398	1:10.939	38.788	165.7	1:01:29.817
21	2:31.783	42.220	1:10.762	38.801	166.1	1:04:01.600

391 **Keith Kassulke**
MARC Cars Australia Ford Focus 5lt V8

1	2:52.522	53.766	1:15.038	43.718	146.2	2:52.522
2	2:37.592	44.576	1:11.712	41.304	160.0	5:30.114
3	2:37.353	45.068	1:12.172	40.113	160.2	8:07.467
4	2:36.522	44.582	1:11.970	39.970	161.1	10:43.989
5	2:34.982	44.004	1:11.150	39.828	162.7	13:18.971
6	2:35.085	44.097	1:11.328	39.660	162.6	15:54.056



SUPERCAR CHALLENGE SPA EURO RACE 2015 RACE 2

Analysis


Lap	Time	Sector 1	Sector 2	Sector 3	Kph	Elapsed	Lap	Time	Sector 1	Sector 2	Sector 3	Kph	Elapsed
7	2:36.038	44.162	1:11.466	40.410	161.6	18:30.094	16	4:13.871	1:23.004	1:47.224	1:03.643	99.3	51:11.282
8	2:47.590 B	44.828	1:14.154	48.608	150.5	21:17.684	17	2:37.746	45.129	1:11.829	40.788	159.8	53:49.028
9	6:27.182	2:45.140	2:05.551	1:36.491	65.1	27:44.866	18	2:38.746	44.694	1:12.357	41.695	158.8	56:27.774
10	4:37.697	1:35.255	2:02.871	59.571	90.8	32:22.563	19	2:37.960	44.689	1:12.664	40.607	159.6	59:05.734
11	2:38.737	45.103	1:12.660	40.974	158.8	35:01.300	20	2:38.461	45.166	1:12.736	40.559	159.1	1:01:44.195
12	2:38.171	44.454	1:11.682	42.035	159.4	37:39.471	21	2:37.792	44.351	1:12.447	40.994	159.8	1:04:21.987
13	2:37.522	45.065	1:12.365	40.092	160.1	40:16.993							
14	2:41.570	44.921	1:12.941	43.708	156.1	42:58.563							
15	4:14.478	1:00.282	1:49.243	1:24.953	99.1	47:13.041							
16	4:08.387	1:24.564	1:40.913	1:02.910	101.5	51:21.428							
17	2:47.438	47.300	1:16.055	44.083	150.6	54:08.866							
18	2:40.891	45.401	1:14.112	41.378	156.7	56:49.757							
19	2:38.939	44.624	1:13.579	40.736	158.6	59:28.696							
20	2:41.531	45.432	1:14.843	41.256	156.1	1:02:10.227							
21	2:36.483	44.596	1:11.676	40.211	161.1	1:04:46.710							

403 Dennis de Groot / Marth de Graaf		JR Motorsport		BMW 132 GTR		
1	2:54.735	1:00.328	1:12.843	41.564	144.3	2:54.735
2	2:38.998	45.225	1:13.101	40.672	158.6	5:33.733
3	2:37.018	45.219	1:11.054	40.745	160.6	8:10.751
4	2:35.868	44.604	1:10.709	40.555	161.8	10:46.619
5	2:36.490	44.659	1:11.397	40.434	161.1	13:23.109
6	2:35.631	44.425	1:11.067	40.139	162.0	15:58.740
7	2:36.371	44.859	1:11.242	40.270	161.2	18:35.111
8	2:41.586	44.629	1:13.449	43.508	156.0	21:16.697
9	2:47.711	47.269	1:16.186	44.256	150.3	24:04.408
10	3:54.463	51.000	1:22.551	1:40.912	107.5	27:58.871
11	4:43.056 B	1:32.418	2:01.347	1:09.291	89.1	32:41.927
12	3:48.411	1:55.563	1:12.255	40.593	110.4	36:30.338
13	2:37.361	45.015	1:11.323	41.023	160.2	39:07.699
14	2:37.003	44.886	1:11.612	40.505	160.6	41:44.702
15	2:46.152	49.067	1:13.978	43.107	151.8	44:30.854
16	2:50.452	46.695	1:12.501	51.256	147.9	47:21.306
17	4:06.176	1:26.032	1:41.017	59.127	102.4	51:27.482
18	2:42.087	45.217	1:13.442	43.428	155.6	54:09.569
19	2:41.312	47.203	1:13.087	41.022	156.3	56:50.881
20	2:38.775	45.480	1:12.137	41.158	158.8	59:29.656
21	2:41.679	45.713	1:14.407	41.559	156.0	1:02:11.335
22	2:42.111	46.086	1:13.555	42.470	155.5	1:04:53.446

399 Patrick Lamster / Kris Cools		Euroseal / EMG Motorsport		Porsche 997 GT3		
1	2:41.122	47.133	1:13.794	40.195	156.5	2:41.122
2	2:36.312	43.640	1:12.012	40.660	161.3	5:17.434
3	2:35.547	44.399	1:11.889	39.259	162.1	7:52.981
4	2:33.657	42.842	1:11.619	39.196	164.1	10:26.638
5	2:33.653	42.732	1:11.109	39.812	164.1	13:00.291
6	2:32.661	43.036	1:10.721	38.904	165.2	15:32.952
7	2:33.743	43.553	1:10.746	39.444	164.0	18:06.695
8	2:46.930 B	44.113	1:12.208	50.609	151.0	20:53.625
9	6:32.596	2:38.890	2:21.038	1:32.668	64.2	27:26.221
10	4:44.613	1:37.572	2:07.316	59.725	88.6	32:10.834
11	2:33.467	42.892	1:11.322	39.253	164.3	34:44.301
12	2:31.851	42.856	1:10.391	38.604	166.0	37:16.152
13	2:32.994	42.691	1:11.485	38.818	164.8	39:49.146
14	2:33.110	42.549	1:11.260	39.301	164.7	42:22.256
15	4:31.095	1:12.925	1:57.264	1:20.966	93.0	46:53.351
16	4:11.878	1:21.884	1:47.810	1:02.184	100.1	51:05.229
17	2:34.560	42.501	1:12.985	39.074	163.1	53:39.789
18	2:31.922	42.380	1:10.360	39.182	166.0	56:11.711
19	2:31.672	43.004	1:09.890	38.778	166.2	58:43.383
20	2:32.749	44.069	1:10.156	38.524	165.1	1:01:16.132
21	2:31.448	42.554	1:10.296	38.598	166.5	1:03:47.580

402 Koen Bogaerts / Pieter van Soelen		European Staffing by JR Motorsport		BMW M3 E90 WTCC		
1	2:50.903	55.059	1:14.824	41.020	147.5	2:50.903
2	2:35.783	44.452	1:11.417	39.914	161.9	5:26.686
3	2:34.901	43.721	1:10.700	40.480	162.8	8:01.587
4	2:33.757	43.555	1:10.529	39.673	164.0	10:35.344
5	2:33.343	43.626	1:10.080	39.637	164.4	13:08.687
6	2:34.909	43.542	1:10.540	40.827	162.8	15:43.596
7	2:35.073	43.549	1:10.926	40.598	162.6	18:18.669
8	2:43.137	43.588	1:13.671	45.878	154.6	21:01.806
9	2:59.662	51.705	1:21.627	46.330	140.3	24:01.468
10	3:52.536	50.847	1:22.346	1:39.343	108.4	27:54.004
11	4:41.987 B	1:31.354	2:02.280	1:08.353	89.4	32:35.991
12	4:37.907	2:43.271	1:13.356	41.280	90.7	37:13.898
13	2:38.484	44.628	1:13.288	40.568	159.1	39:52.382
14	2:49.241	44.635	1:13.906	50.700	149.0	42:41.623
15	4:15.788	59.760	1:54.721	1:21.307	98.6	46:57.411


408 Ted van Vliet		JR Motorsport		BMW M3 E92		
1	3:01.317	1:01.835	1:16.792	42.690	139.1	3:01.317
2	2:42.548	46.691	1:13.822	42.035	155.1	5:43.865
3	2:43.782	46.073	1:15.377	42.332	153.9	8:27.647
4	2:42.420	46.520	1:13.885	42.015	155.2	11:10.067
5	2:43.820	46.402	1:15.384	42.034	153.9	13:53.887
6	2:42.479	46.333	1:14.005	42.141	155.2	16:36.366
7	2:44.291	46.359	1:14.621	43.311	153.5	19:20.657
8	2:55.189	46.501	1:23.273	45.415	143.9	22:15.846
9	5:12.773	1:19.988	2:19.641	1:33.144	80.6	27:28.619
10	4:55.001 B	1:37.576	2:06.663	1:10.762	85.5	32:23.620
11	4:00.292	2:01.765	1:16.161	42.366	104.9	36:23.912
12	2:44.706	46.778	1:15.135	42.793	153.1	39:08.618
13	2:41.301	45.739	1:13.634	41.928	156.3	41:49.919
14	2:43.507	46.387	1:14.564	42.556	154.2	44:33.426
15	2:49.471	46.563	1:13.984	48.924	148.8	47:22.897
16	4:05.119	1:26.027	1:41.668	57.424	102.9	51:28.016
17	2:44.645	47.590	1:13.890	43.165	153.1	54:12.661
18	2:47.065	46.787	1:15.679	44.599	150.9	56:59.726
19	2:41.589	46.551	1:13.403	41.635	156.0	59:41.315
20	2:42.609	46.596	1:14.275	41.738	155.1	1:02:23.924
21	2:42.130	46.306	1:13.789	42.035	155.5	1:05:06.054



SUPERCAR CHALLENGE SPA EURO RACE 2015 RACE 2

Analysis

Lap	Time	Sector 1	Sector 2	Sector 3	Kph	Elapsed	Lap	Time	Sector 1	Sector 2	Sector 3	Kph	Elapsed
409 Xavier Mezquita / Reinier Weishaupt													
DVB Racing						KTM X-BOW							
1	2:58.803	1:02.134	1:14.285	42.384	141.0	2:58.803	7	2:40.208	46.111	1:12.623	41.474	157.4	18:52.249
2	2:39.219	46.126	1:12.065	41.028	158.4	5:38.022	8	2:41.482	45.936	1:13.688	41.858	156.1	21:33.731
3	2:37.891	45.395	1:12.126	40.370	159.7	8:15.913	9	2:45.486	46.292	1:16.934	42.260	152.4	24:19.217
4	2:36.574	44.952	1:10.871	40.751	161.0	10:52.487	10	3:42.091	46.107	1:16.695	1:39.289	113.5	28:01.308
5	2:38.224	45.430	1:11.760	41.034	159.4	13:30.711	11	4:46.085B	1:32.405	2:01.464	1:12.216	88.1	32:47.393
6	2:37.494	45.566	1:10.930	40.998	160.1	16:08.205	12	3:51.805	1:56.795	1:13.509	41.501	108.8	36:39.198
7	2:38.085	45.328	1:11.493	41.264	159.5	18:46.290	13	2:40.653	45.846	1:12.762	42.045	156.9	39:19.851
8	2:45.083	45.612	1:16.033	43.438	152.7	21:31.373	14	2:39.837	45.624	1:12.763	41.450	157.7	41:59.688
9	2:46.689	45.946	1:19.043	41.700	151.3	24:18.062	15	2:40.559	45.702	1:13.192	41.665	157.0	44:40.247
10	3:42.014	45.793	1:17.141	1:39.080	113.6	28:00.076	16	2:43.274	45.788	1:12.680	44.806	154.4	47:23.521
11	4:45.001B	1:32.841	2:01.046	1:11.114	88.5	32:45.077	17	4:04.470	1:26.661	1:41.012	56.797	103.1	51:27.991
12	4:08.597	2:14.299	1:12.948	41.350	101.4	36:53.674	18	2:42.328	46.406	1:13.684	42.238	155.3	54:10.319
13	2:37.836	44.995	1:12.312	40.529	159.7	39:31.510	19	2:49.836B	46.918	1:15.211	47.707	148.5	57:00.155
14	2:41.913	45.722	1:12.559	43.632	155.7	42:13.423	20	2:52.827	57.988	1:13.039	41.800	145.9	59:52.982
15	4:33.788	1:14.545	1:58.821	1:20.422	92.1	46:47.211	21	2:41.152	46.674	1:13.033	41.445	156.5	1:02:34.134
16	4:13.242	1:18.703	1:52.108	1:02.431	99.6	51:00.453	22	2:40.785	45.749	1:13.545	41.491	156.8	1:05:14.919
17	2:39.083	45.464	1:12.656	40.963	158.5	53:39.536							
18	2:40.189	45.866	1:12.925	41.398	157.4	56:19.725							
19	2:40.253	45.784	1:12.097	42.372	157.3	58:59.978							
20	2:39.260	46.610	1:11.447	41.203	158.3	1:01:39.238							
21	2:39.493	45.304	1:12.004	42.185	158.1	1:04:18.731							
421 Steve Van Bellingen / J.K. Norris													
Comparex Racing						BMW WTCC							
1	4:40.338B	1:03.164	2:01.126	1:36.048	89.9	4:40.338	1	4:40.338B	1:03.164	2:01.126	1:36.048	89.9	4:40.338
2	4:07.925	2:10.210	1:15.738	41.977	101.7	8:48.263	2	4:07.925	2:10.210	1:15.738	41.977	101.7	8:48.263
3	2:47.852	51.872	1:14.586	41.394	150.2	11:36.115	3	2:47.852	51.872	1:14.586	41.394	150.2	11:36.115
4	2:41.905	46.922	1:13.545	41.438	155.7	14:18.020	4	2:41.905	46.922	1:13.545	41.438	155.7	14:18.020
5	2:41.140	45.628	1:14.211	41.301	156.5	16:59.160	5	2:41.140	45.628	1:14.211	41.301	156.5	16:59.160
6	2:41.570	45.718	1:14.923	40.929	156.1	19:40.730	6	2:41.570	45.718	1:14.923	40.929	156.1	19:40.730
7	2:45.623	46.108	1:15.878	43.637	152.2	22:26.353	7	2:45.623	46.108	1:15.878	43.637	152.2	22:26.353
8	5:06.723	1:13.432	2:18.958	1:34.333	82.2	27:33.076	8	5:06.723	1:13.432	2:18.958	1:34.333	82.2	27:33.076
9	4:53.379B	1:34.506	2:06.599	1:12.274	85.9	32:26.455	9	4:53.379B	1:34.506	2:06.599	1:12.274	85.9	32:26.455
10	3:59.737	2:06.989	1:12.354	40.394	105.2	36:26.192	10	3:59.737	2:06.989	1:12.354	40.394	105.2	36:26.192
11	2:37.950	44.755	1:12.541	40.654	159.6	39:04.142	11	2:37.950	44.755	1:12.541	40.654	159.6	39:04.142
12	2:36.697	44.498	1:12.001	40.198	160.9	41:40.839	12	2:36.697	44.498	1:12.001	40.198	160.9	41:40.839
13	2:38.182	44.350	1:12.095	41.737	159.4	44:19.021	13	2:38.182	44.350	1:12.095	41.737	159.4	44:19.021
14	3:01.598	44.776	1:12.156	1:04.666	138.8	47:20.619	14	3:01.598	44.776	1:12.156	1:04.666	138.8	47:20.619
15	4:06.360	1:25.541	1:41.638	59.181	102.3	51:26.979	15	4:06.360	1:25.541	1:41.638	59.181	102.3	51:26.979
16	2:42.514	44.800	1:14.012	43.702	155.2	54:09.493	16	2:42.514	44.800	1:14.012	43.702	155.2	54:09.493
17	2:40.895	46.596	1:12.935	41.364	156.7	56:50.388	17	2:40.895	46.596	1:12.935	41.364	156.7	56:50.388
18	2:38.146	44.077	1:13.236	40.833	159.4	59:28.534	18	2:38.146	44.077	1:13.236	40.833	159.4	59:28.534
19	2:38.928	45.077	1:13.558	40.293	158.7	1:02:07.462	19	2:38.928	45.077	1:13.558	40.293	158.7	1:02:07.462
20	2:36.489	44.008	1:12.207	40.274	161.1	1:04:43.951	20	2:36.489	44.008	1:12.207	40.274	161.1	1:04:43.951
422 Dennis Houweling / Priscilla Speelman													
Ferry Monster Autosport						Seat Sport Leon Cup Racer							
1	2:56.167	1:00.560	1:14.400	41.207	143.1	2:56.167	1	2:56.167	1:00.560	1:14.400	41.207	143.1	2:56.167
2	2:40.722	45.824	1:13.476	41.422	156.9	5:36.889	2	2:40.722	45.824	1:13.476	41.422	156.9	5:36.889
3	2:41.032	46.537	1:13.447	41.048	156.6	8:17.921	3	2:41.032	46.537	1:13.447	41.048	156.6	8:17.921
4	2:40.653	46.106	1:13.254	41.293	156.9	10:58.574	4	2:40.653	46.106	1:13.254	41.293	156.9	10:58.574
5	2:40.029	46.421	1:12.567	41.041	157.6	13:38.603	5	2:40.029	46.421	1:12.567	41.041	157.6	13:38.603
6	2:41.057	46.418	1:12.580	42.059	156.6	16:19.660	6	2:41.057	46.418	1:12.580	42.059	156.6	16:19.660
7	2:41.907	46.950	1:13.049	41.908	155.7	19:01.567	7	2:41.907	46.950	1:13.049	41.908	155.7	19:01.567
8	2:43.201	46.546	1:14.146	42.509	154.5	21:44.768	8	2:43.201	46.546	1:14.146	42.509	154.5	21:44.768
9	2:46.090	47.111	1:16.736	42.243	151.8	24:30.858	9	2:46.090	47.111	1:16.736	42.243	151.8	24:30.858
10	3:33.196	47.810	1:23.117	1:22.269	118.3	28:04.054	10	3:33.196	47.810	1:23.117	1:22.269	118.3	28:04.054
11	4:45.679B	1:32.048	2:01.286	1:12.345	88.3	32:49.733	11	4:45.679B	1:32.048	2:01.286	1:12.345	88.3	32:49.733
12	3:56.957	1:59.715	1:15.599	41.643	106.4	36:46.690	12	3:56.957	1:59.715	1:15.599	41.643	106.4	36:46.690
13	2:43.526	46.578	1:14.659	42.289	154.2	39:30.216	13	2:43.526	46.578	1:14.659	42.289	154.2	39:30.216
14	2:43.658	45.921	1:13.387	44.350	154.1	42:13.874	14	2:43.658	45.921	1:13.387	44.350	154.1	42:13.874
15	4:34.616	1:14.603	1:58.795	1:21.218	91.8	46:48.490	15	4:34.616	1:14.603	1:58.795	1:21.218	91.8	46:48.490
420 Dennis de Borst / Martin de Kleijn													
FEBO Racing Team / FMA						Seat Sport Leon Cup Racer							
1	2:55.236	58.842	1:14.069	42.325	143.9	2:55.236							
2	2:39.730	45.795	1:13.122	40.813	157.9	5:34.966							
3	2:38.509	45.733	1:11.681	41.095	159.1	8:13.475							
4	2:39.699	45.317	1:12.404	41.978	157.9	10:53.174							
5	2:39.257	46.016	1:12.262	40.979	158.3	13:32.431							
6	2:39.610	45.899	1:12.340	41.371	158.0	16:12.041							



SUPERCAR CHALLENGE SPA EURO RACE 2015 RACE 2

Analysis

Lap	Time	Sector 1	Sector 2	Sector 3	Kph	Elapsed	Lap	Time	Sector 1	Sector 2	Sector 3	Kph	Elapsed
16	4:13.056	1:19.191	1:50.811	1:03.054	99.6	51:01.546	1	2:58.553	1:01.002	1:15.216	42.335	141.2	2:58.553
17	2:43.810	46.457	1:14.872	42.481	153.9	53:45.356	2	2:42.396	46.600	1:13.710	42.086	155.3	5:40.949
18	2:43.951	45.955	1:14.376	43.620	153.8	56:29.307	3	2:40.674	45.959	1:13.054	41.661	156.9	8:21.623
19	2:40.881	45.628	1:13.716	41.537	156.7	59:10.188	4	2:40.513	46.157	1:13.016	41.340	157.1	11:02.136
20	2:39.940	45.645	1:13.040	41.255	157.6	1:01:50.128	5	2:41.358	46.462	1:12.958	41.938	156.3	13:43.494
21	2:41.758	46.053	1:14.124	41.581	155.9	1:04:31.886	6	2:40.955	46.100	1:13.125	41.730	156.7	16:24.449

Personal Best Session Best B Crossing the finish line in pit lane


432 Richard Neary / Martin Short						
Rollcentre Racing			BMW M3 V8			
1	2:55.312	1:01.578	1:13.616	40.118	143.8	2:55.312
2	2:34.952	43.732	1:11.626	39.594	162.7	5:30.264
3	2:34.405	43.382	1:11.599	39.424	163.3	8:04.669
4	2:32.369	43.408	1:10.064	38.897	165.5	10:37.038
5	2:33.605	43.114	1:10.841	39.650	164.1	13:10.643
6	2:33.636	42.938	1:10.414	40.284	164.1	15:44.279
7	2:33.669	43.339	1:10.702	39.628	164.1	18:17.948
8	2:37.404	43.615	1:11.519	42.270	160.2	20:55.352
9	2:52.052	45.543	1:21.787	44.722	146.5	23:47.404
10	4:02.637	45.024	1:39.588	1:38.025	103.9	27:50.041
11	4:44.088B	1:33.033	2:02.297	1:08.758	88.8	32:34.129
12	4:14.028	2:20.596	1:13.288	40.144	99.3	36:48.157
13	2:38.375	44.556	1:12.731	41.088	159.2	39:26.532
14	2:40.222	44.914	1:12.881	42.427	157.4	42:06.754
15	4:34.438	1:15.348	1:59.901	1:19.189	91.9	46:41.192
16	4:15.182	1:18.320	1:53.925	1:02.937	98.8	50:56.374
17	2:39.036	45.252	1:13.513	40.271	158.5	53:35.410
18	2:37.572	44.810	1:12.053	40.709	160.0	56:12.982
19	2:39.102	44.870	1:13.523	40.709	158.5	58:52.084
20	2:37.066	44.177	1:13.280	39.609	160.5	1:01:29.150
21	2:38.690	45.235	1:13.239	40.216	158.9	1:04:07.840

438 Rick Renmans						
JR Motorsport			BMW E46			
1	3:02.877	1:03.563	1:16.483	42.831	137.9	3:02.877
2	2:42.584	45.963	1:15.070	41.551	155.1	5:45.461
3	2:42.653	45.206	1:15.234	42.213	155.0	8:28.114
4	2:41.177	45.867	1:13.350	41.960	156.4	11:09.291
5	2:43.798	45.167	1:17.016	41.615	153.9	13:53.089
6	2:42.194	45.553	1:15.283	41.358	155.5	16:35.283
7	2:38.031	44.880	1:12.131	41.020	159.6	19:13.314
8	2:43.965	44.680	1:16.318	42.967	153.8	21:57.279
9	5:25.285	1:30.199	2:23.172	1:31.914	77.5	27:22.564
10	4:58.716B	1:35.303	2:10.094	1:13.319	84.4	32:21.280
11	4:15.696B	2:03.752	1:14.953	56.991	98.6	36:36.976
12	2:59.366	1:01.270	1:15.830	42.266	140.6	39:36.342
13	2:42.451	45.001	1:14.752	42.698	155.2	42:18.793
14	4:32.082	1:12.666	1:58.189	1:21.227	92.7	46:50.875
15	4:13.507	1:19.550	1:50.180	1:03.777	99.5	51:04.382
16	2:47.661	46.509	1:18.116	43.036	150.4	53:52.043
17	2:43.785	46.341	1:14.665	42.779	153.9	56:35.828
18	2:38.244	44.602	1:12.905	40.737	159.3	59:14.072
19	2:38.870	44.258	1:13.242	41.370	158.7	1:01:52.942
20	2:40.732	45.313	1:14.212	41.207	156.9	1:04:33.674

444 Ronald van Loon						
BlueBerry Racing			BMW E46 M3			

445 Robert van de Berg / Sandra van der Sloot						
Harders Plaza Racing			BMW 132i			
1	2:53.730	56.586	1:16.081	41.063	145.1	2:53.730
2	2:40.172	45.609	1:13.510	41.053	157.4	5:33.902
3	2:38.132	45.344	1:12.224	40.564	159.5	8:12.034
4	2:36.725	44.453	1:11.645	40.627	160.9	10:48.759
5	2:37.414	44.622	1:11.780	41.012	160.2	13:26.173
6	2:36.863	44.766	1:12.008	40.089	160.7	16:03.036
7	2:37.080	44.406	1:11.761	40.913	160.5	18:40.116
8	2:39.950	44.650	1:13.205	42.095	157.6	21:20.066
9	2:44.872	46.040	1:16.789	42.043	152.9	24:04.938
10	3:54.397	50.822	1:23.136	1:40.439	107.6	27:59.335
11	4:43.411B	1:32.633	2:01.361	1:09.417	89.0	32:42.746
12	4:01.994	2:04.298	1:15.511	42.185	104.2	36:44.740
13	2:43.213	46.112	1:15.160	41.941	154.5	39:27.953
14	2:44.066	45.893	1:15.377	42.796	153.7	42:12.019
15	4:33.045	1:14.366	1:58.766	1:19.913	92.3	46:45.064
16	4:14.521	1:18.922	1:52.368	1:03.231	99.1	50:59.585
17	2:43.875	45.819	1:15.433	42.623	153.9	53:43.460
18	2:40.459	45.706	1:13.327	41.426	157.1	56:23.919
19	2:39.530	45.060	1:13.441	41.029	158.1	59:03.449
20	2:39.152	44.985	1:13.361	40.806	158.4	1:01:42.601
21	2:40.178	44.798	1:12.706	42.674	157.4	1:04:22.779


446 Philippe Bonneel / Bas Schouten						
EMG Motorsport			BMW M3 E92			
1	2:51.674	55.022	1:15.315	41.337	146.9	2:51.674
2	2:36.836	44.319	1:12.344	40.173	160.8	5:28.510
3	2:35.552	44.214	1:11.637	39.701	162.1	8:04.062
4	2:34.595	44.228	1:10.765	39.602	163.1	10:38.657
5	2:33.858	44.373	1:10.064	39.421	163.9	13:12.515
6	2:34.095	44.151	1:09.959	39.985	163.6	15:46.610
7	2:35.958	44.279	1:10.620	41.059	161.7	18:22.568
8	2:42.549	44.235	1:11.381	46.933	155.1	21:05.117
9	2:56.865	48.724	1:21.725	46.416	142.6	24:01.982



SUPERCAR CHALLENGE SPA EURO RACE 2015 RACE 2

Analysis

Lap	Time	Sector 1	Sector 2	Sector 3	Kph	Elapsed	Lap	Time	Sector 1	Sector 2	Sector 3	Kph	Elapsed
10	3:52.609	50.850	1:22.514	1:39.245	108.4	27:54.591	7	2:37.315	45.343	1:11.639	40.333	160.3	18:29.430
11	4:42.670 B	1:31.514	2:02.020	1:09.136	89.2	32:37.261	8	2:42.040	44.947	1:14.061	43.032	155.6	21:11.470
12	4:24.414	2:26.779	1:15.705	41.930	95.4	37:01.675	9	2:51.411	47.597	1:19.737	44.077	147.1	24:02.881
13	2:39.311	45.385	1:13.036	40.890	158.3	39:40.986	10	3:53.414	50.774	1:23.053	1:39.587	108.0	27:56.295
14	2:38.888	44.893	1:12.286	41.709	158.7	42:19.874	11	4:44.297 B	1:32.625	2:01.556	1:10.116	88.7	32:40.592
15	4:31.440	1:12.624	1:57.851	1:20.965	92.9	46:51.314	12	4:07.139	2:12.820	1:14.206	40.113	102.0	36:47.731
16	4:13.492	1:20.800	1:49.063	1:03.629	99.5	51:04.806	13	2:39.236	44.855	1:13.307	41.074	158.3	39:26.967
17	2:41.678	46.217	1:14.412	41.049	156.0	53:46.484	14	2:40.956	44.944	1:13.094	42.918	156.7	42:07.923
18	2:40.793	44.620	1:13.552	42.621	156.8	56:27.277	15	4:34.103	1:14.851	1:59.657	1:19.595	92.0	46:42.026
19	2:38.229	44.857	1:12.412	40.960	159.4	59:05.506	16	4:15.338	1:18.671	1:53.205	1:03.462	98.7	50:57.364
20	2:37.987	44.983	1:12.635	40.369	159.6	1:01:43.493	17	2:41.430	44.849	1:15.777	40.804	156.2	53:38.794
21	2:38.131	44.472	1:12.555	41.104	159.5	1:04:21.624	18	2:40.470	44.833	1:14.793	40.844	157.1	56:19.264
451 Leo Kurstjens / Wim Lemmers AT Motorsport ATR3							504 Rob Nieman Spirit Racing Renault Clio RS 2.0						
1	3:19.177	1:12.741	1:22.888	43.548	126.6	3:19.177	1	3:28.843	1:22.857	1:20.370	45.616	120.7	3:28.843
2	2:48.414	49.449	1:15.678	43.287	149.7	6:07.591	2	2:54.827	50.955	1:18.219	45.653	144.2	6:23.670
3	2:46.192	49.041	1:14.341	42.810	151.7	8:53.783	3	2:53.389	51.156	1:16.840	45.393	145.4	9:17.059
4	2:47.981	49.175	1:14.690	44.116	150.1	11:41.764	4	2:54.335	51.113	1:17.746	45.476	144.6	12:11.394
5	2:49.670	48.899	1:14.762	46.009	148.6	14:31.434	5	2:54.863	51.126	1:17.985	45.752	144.2	15:06.257
6	2:48.779	48.877	1:16.257	43.645	149.4	17:20.213	6	2:56.707	52.264	1:17.604	46.839	142.7	18:02.964
7	3:04.080 B	51.832	1:18.576	53.672	137.0	20:24.293	7	2:58.374	52.109	1:19.950	46.315	141.4	21:01.338
8	12:41.508 B	9:24.653	2:00.835	1:16.020	33.1	33:05.801	8	2:59.210	51.871	1:21.572	45.767	140.7	24:00.548
459 Marcel van de Maat / Peter Schreurs BS Racing Team BMW E46 GTR							9 3:55.234 51.135 1:22.114 1:41.985 107.2 27:55.782						
1	2:59.868	1:02.382	1:15.461	42.025	140.2	2:59.868	10	4:42.857 B	1:31.482	2:01.836	1:09.539	89.1	32:38.639
2	2:41.921	46.090	1:13.936	41.895	155.7	5:41.789	11	4:12.720	2:09.458	1:17.685	45.577	99.8	36:51.359
3	2:43.880	45.684	1:16.411	41.785	153.9	8:25.669	12	2:52.093	51.015	1:15.905	45.173	146.5	39:43.452
4	2:40.050	45.497	1:13.273	41.280	157.5	11:05.719	13	2:58.603	50.587	1:16.521	51.495	141.2	42:42.055
5	2:39.721	45.944	1:12.737	41.040	157.9	13:45.440	14	4:16.145	1:00.177	1:54.719	1:21.249	98.4	46:58.200
6	2:39.467	45.626	1:12.454	41.387	158.1	16:24.907	15	4:15.010	1:23.984	1:46.060	1:04.966	98.9	51:13.210
7	2:40.073	46.054	1:12.950	41.069	157.5	19:04.980	16	2:52.984	51.053	1:16.659	45.272	145.8	54:06.194
8	2:41.074	45.597	1:13.856	41.621	156.5	21:46.054	17	2:54.305	50.776	1:17.450	46.079	144.7	57:00.499
9	2:45.573	46.492	1:17.157	41.924	152.3	24:31.627	18	2:51.285	50.134	1:16.357	44.794	147.2	59:51.784
10	3:34.225	47.533	1:23.578	1:23.114	117.7	28:05.852	19	2:51.617	50.032	1:16.915	44.670	146.9	1:02:43.401
11	4:46.735 B	1:31.286	2:01.319	1:14.130	87.9	32:52.587	20	2:52.313	49.841	1:17.348	45.124	146.3	1:05:35.714
12	3:57.431	2:03.463	1:13.330	40.638	106.2	36:50.018	505 Chris Voet / Bart van den Broeck Traxx Racing Peugeot RCZ						
13	2:38.533	44.923	1:12.612	40.998	159.0	39:28.551	1	3:08.075	1:07.301	1:17.423	43.351	134.1	3:08.075
14	2:40.448	45.262	1:12.102	43.084	157.1	42:08.999	2	2:48.034	48.631	1:15.668	43.735	150.1	5:56.109
15	4:33.750	1:14.566	1:59.506	1:19.678	92.1	46:42.749	3	2:48.153	49.026	1:15.585	43.542	149.9	8:44.262
16	4:14.878	1:18.591	1:53.115	1:03.172	98.9	50:57.627	4	2:47.580	48.744	1:15.240	43.596	150.5	11:31.842
17	2:39.739	45.425	1:13.305	41.009	157.8	53:37.366	5	2:47.943	48.525	1:15.946	43.472	150.1	14:19.785
18	2:39.231	45.015	1:12.941	41.275	158.3	56:16.597	6	2:51.163	50.594	1:15.686	44.883	147.3	17:10.948
19	2:36.995	44.774	1:11.963	40.258	160.6	58:53.592	7	2:49.692	48.794	1:16.425	44.473	148.6	20:00.640
20	2:36.890	44.647	1:11.639	40.604	160.7	1:01:30.482	8	2:56.701	51.119	1:20.059	45.523	142.7	22:57.341
21	2:37.897	45.121	1:12.192	40.584	159.7	1:04:08.379	9	4:42.646	52.589	2:15.253	1:34.804	89.2	27:39.987
471 Luuk van Loon / Jan van der Kooi Van der Kooi Racing Lotus Exige							10 4:48.423 B 1:34.193 2:04.723 1:09.507 87.4 32:28.410						
1	2:50.926	54.634	1:14.774	41.518	147.5	2:50.926	11	4:31.606	2:26.746	1:19.779	45.081	92.8	37:00.016
2	2:37.284	44.252	1:12.842	40.190	160.3	5:28.210	12	2:52.402	52.075	1:16.131	44.196	146.3	39:52.418
3	2:37.003	44.236	1:12.585	40.182	160.6	8:05.213	13	2:59.927	49.626	1:16.607	53.694	140.1	42:52.345
4	2:35.313	44.373	1:11.079	39.861	162.3	10:40.526	14	4:13.958	59.640	1:51.871	1:22.447	99.3	47:06.303
5	2:35.122	44.076	1:11.160	39.886	162.5	13:15.648	15	4:12.687	1:25.286	1:42.554	1:04.847	99.8	51:18.990
6	2:36.467	44.762	1:11.426	40.279	161.1	15:52.115	16	2:53.120	50.094	1:18.712	44.314	145.6	54:12.110



SUPERCAR CHALLENGE SPA EURO RACE 2015 RACE 2

Analysis

■ Personal Best
 ■ Session Best
 ■ Crossing the finish line in pit lane

Lap	Time	Sector 1	Sector 2	Sector 3	Kph	Elapsed
17	2:49.730	49.729	1:15.874	44.127	148.6	57:01.840
18	2:50.431	48.993	1:16.742	44.696	147.9	59:52.271
19	2:49.630	49.395	1:15.944	44.291	148.6	1:02:41.901
20	2:50.354	49.287	1:16.299	44.768	148.0	1:05:32.255

507 Frank Bédorf / Marco Poland						
Spirit Racing			Renault Clio RS 2.0			
1	3:13.152	1:09.530	1:18.334	45.288	130.5	3:13.152
2	2:52.714	51.320	1:16.213	45.181	146.0	6:05.866
3	2:52.719	51.187	1:16.673	44.859	146.0	8:58.585
4	2:53.481	51.195	1:16.709	45.577	145.3	11:52.066
5	2:54.036	51.206	1:16.598	46.232	144.9	14:46.102
6	2:55.033	51.162	1:17.756	46.115	144.1	17:41.135
7	2:52.708	51.463	1:15.915	45.330	146.0	20:33.843
8	2:57.234	51.110	1:20.199	45.925	142.3	23:31.077
9	4:15.251	52.032	1:46.191	1:37.028	98.8	27:46.328
10	4:46.850B	1:34.645	2:02.681	1:09.524	87.9	32:33.178
11	4:09.016	2:05.290	1:18.384	45.342	101.3	36:42.194
12	2:55.222	51.618	1:18.720	44.884	143.9	39:37.416
13	2:52.674	50.491	1:16.445	45.738	146.0	42:30.090
14	4:24.039	1:06.163	1:57.155	1:20.721	95.5	46:54.129
15	4:14.428	1:22.023	1:47.691	1:04.714	99.1	51:08.557
16	2:55.188	51.407	1:17.929	45.852	143.9	54:03.745
17	2:55.710	51.844	1:18.208	45.658	143.5	56:59.455
18	2:51.094	50.374	1:16.263	44.457	147.4	59:50.549
19	2:52.104	50.402	1:17.048	44.654	146.5	1:02:42.653
20	2:50.975	49.531	1:16.680	44.764	147.5	1:05:33.628

510 John van der Voort / Benjamin van den Berg						
Harders Plaza Racing			BMW 130i			
1	3:10.582	1:08.414	1:17.929	44.239	132.3	3:10.582
2	2:50.021	49.372	1:16.619	44.030	148.3	6:00.603
3	2:48.913	49.305	1:15.807	43.801	149.3	8:49.516
4	2:50.227	49.628	1:16.960	43.639	148.1	11:39.743
5	2:49.788	48.756	1:16.541	44.491	148.5	14:29.531
6	2:50.976	48.639	1:19.005	43.332	147.5	17:20.507
7	2:47.972	48.324	1:16.160	43.488	150.1	20:08.479
8	2:55.638	48.692	1:22.142	44.804	143.6	23:04.117
9	4:38.184	49.104	2:12.726	1:36.354	90.6	27:42.301
10	4:48.805B	1:34.101	2:03.743	1:10.961	87.3	32:31.106
11	4:29.174	2:28.009	1:16.767	44.398	93.7	37:00.280
12	2:48.896	48.403	1:16.071	44.422	149.3	39:49.176
13	2:54.772	48.373	1:16.457	49.942	144.3	42:43.948
14	4:15.611	59.429	1:54.648	1:21.534	98.6	46:59.559
15	4:14.193	1:24.466	1:44.987	1:04.740	99.2	51:13.752
16	2:54.670	50.795	1:17.725	46.150	144.4	54:08.422
17	2:52.321	49.121	1:17.253	45.947	146.3	57:00.743
18	3:06.383	49.387	1:16.549	1:00.447	135.3	1:00:07.126
19	2:47.505	49.001	1:15.725	42.779	150.5	1:02:54.631
20	2:45.218	46.926	1:15.492	42.800	152.6	1:05:39.849

546 Wiebe Wytzes						
EMG Motorsport			Renault Clio 3			
1	3:08.796	1:07.922	1:17.077	43.797	133.6	3:08.796
2	2:49.138	49.775	1:15.116	44.247	149.1	5:57.934
3	2:49.852	49.978	1:14.929	44.945	148.4	8:47.786

Lap	Time	Sector 1	Sector 2	Sector 3	Kph	Elapsed
4	2:50.414	50.871	1:15.075	44.468	148.0	11:38.200
5	2:50.221	50.015	1:15.165	45.041	148.1	14:28.421
6	2:51.539	49.865	1:17.109	44.565	147.0	17:19.960
7	2:51.483	50.971	1:15.481	45.031	147.0	20:11.443
8	2:55.121	51.647	1:18.480	44.994	144.0	23:06.564
9	4:36.184	50.143	2:10.110	1:35.931	91.3	27:42.748
10	4:49.103B	1:34.788	2:03.554	1:10.761	87.2	32:31.851
11	4:34.027	2:33.685	1:15.874	44.468	92.0	37:05.878
12	2:50.851	50.005	1:16.270	44.576	147.6	39:56.729
13	2:57.450	50.151	1:16.087	51.212	142.1	42:54.179
14	4:13.093	59.279	1:51.374	1:22.440	99.6	47:07.272
15	4:12.928	1:26.264	1:41.483	1:05.181	99.7	51:20.200
16	2:52.942	52.355	1:16.305	44.282	145.8	54:13.142
17	2:49.482	49.705	1:15.234	44.543	148.8	57:02.624

555 Carlijn Bergsma / Pieter de Jong						
Van der Kooi Racing			Lotus Exige			
1	3:05.642	1:07.172	1:15.034	43.436	135.8	3:05.642
2	2:47.995	49.480	1:14.514	44.001	150.1	5:53.637
3	2:48.015	49.427	1:14.587	44.001	150.1	8:41.652
4	2:46.852	48.972	1:14.129	43.751	151.1	11:28.504
5	2:46.940	49.365	1:13.986	43.589	151.0	14:15.444
6	2:47.587	49.215	1:15.083	43.289	150.5	17:03.031
7	2:46.649	48.956	1:13.902	43.791	151.3	19:49.680
8	3:00.101	51.214	1:22.836	46.051	140.0	22:49.781
9	4:48.569	58.094	2:15.452	1:35.023	87.4	27:38.350
10	4:39.958	1:34.908	2:04.919	1:00.131	90.1	32:18.308
11	2:49.267	50.195	1:14.924	44.148	149.0	35:07.575
12	2:53.636B	48.965	1:14.316	50.355	145.2	38:01.211
13	4:41.375	2:05.892	1:17.081	1:18.402	89.6	42:42.586
14	4:15.898	59.996	1:54.744	1:21.158	98.5	46:58.484
15	4:14.999	1:24.166	1:45.940	1:04.893	98.9	51:13.483
16	2:54.016	50.951	1:17.289	45.776	144.9	54:07.499
17	2:50.899	50.413	1:15.863	44.623	147.5	56:58.398
18	2:58.342	50.062	1:14.352	53.928	141.4	59:56.740
19	2:47.696	49.606	1:14.150	43.940	150.4	1:02:44.436
20	3:07.079	48.998	1:33.128	44.953	134.8	1:05:51.515